

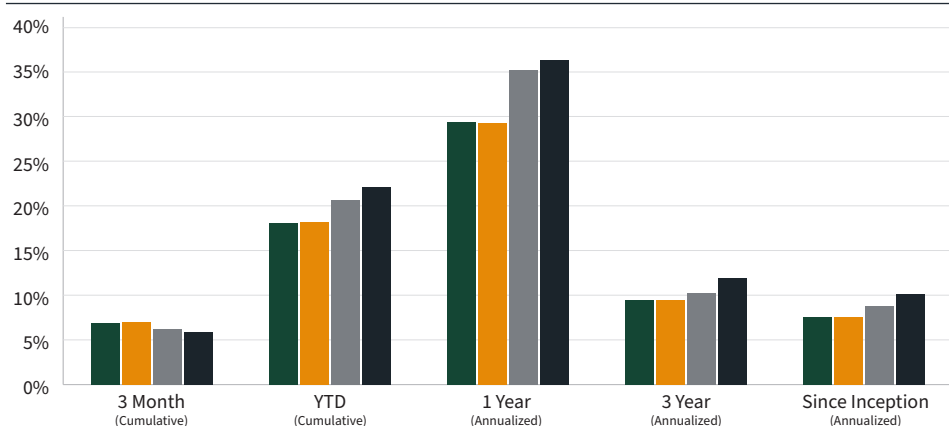
Q3 2024

Zacks Earnings Consistent Portfolio ETF (ZACP)

OBJECTIVE

The Zacks Earnings Consistent Portfolio ETF (the “Fund”) seeks to provide long-term total returns and minimize capital loss. The Fund pursues its investment objective by constructing a portfolio of companies that exhibit a track record of moving through adverse market conditions with little to minimal impact on aggregate earnings growth relative to the overall equity market.

Annualized Returns *(Performance as of 9/30/2024)*



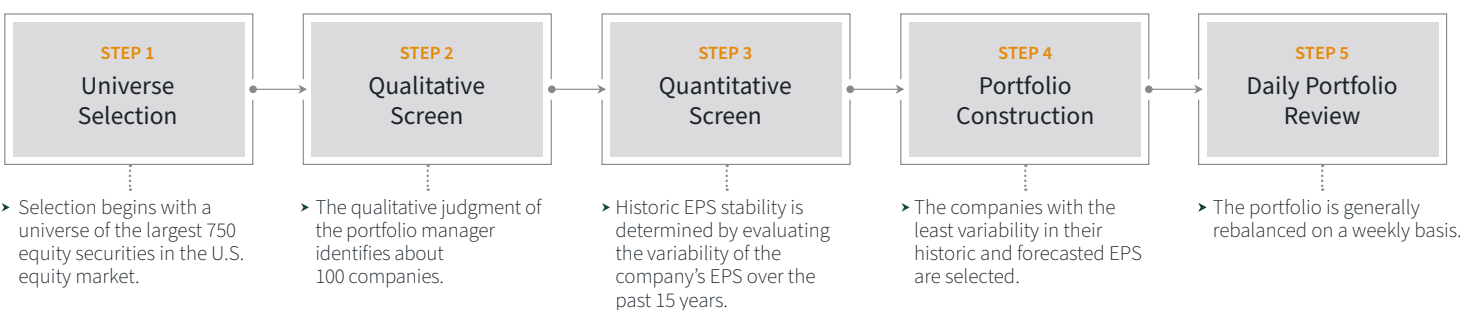
	3 Month (Cumulative)	YTD (Cumulative)	1 Year (Annualized)	3 Year (Annualized)	Since Inception (Annualized)
ZACP Market Price	6.90%	18.07%	29.34%	9.45%	7.60%
ZACP NAV	6.94%	18.17%	29.30%	9.48%	7.59%
Russell 3000 Index	6.23%	20.63%	35.19%	10.29%	8.74%
S&P 500 Index	5.89%	22.08%	36.35%	11.91%	10.14%

FUND DETAILS

Asset class: **Equity**
 Ticker: **ZACP**
 CUSIP: **98888G105**
 Subsidized SEC yield: **-0.13%***
 Unsubsidized SEC yield: **-0.14%**
 Number of positions: **54**
 Weighted Avg. Market Capitalization: **\$748.1 B**
 Inception date: **8/23/2021**
 Benchmark: **Russell 3000****
 Gross expense ratio: **.89%**
 Net expense ratio: **.55%*****

The performance data quoted represents past performance. Past performance does not guarantee future results. The investment return and principal value of an investment will fluctuate. An investor's shares, when redeemed, may be worth more or less than their original cost; current performance may be lower or higher than the performance quoted. Short term performance, in particular, is not a good indication of the fund's future performance, and an investment should not be made based solely on returns. For the most recent month-end go to <https://www.zackssetfs.com>. ETF shares are bought and sold at market price (not NAV) and are not individually redeemed from the Fund. NAV Returns are calculated using the daily 4:00pm net asset value (NAV). Market price returns reflect the midpoint of the bid/ask spread as of the close of trading on the exchange where Fund shares are listed. Market price returns do not represent the returns you would receive if you traded shares at other times.

Investment Process Summary

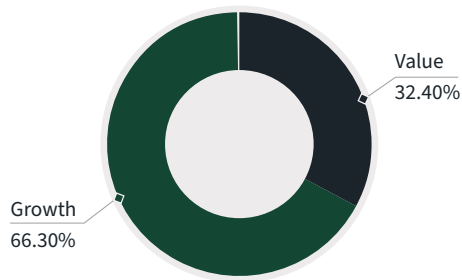


*The 30-Day Yield represents net investment income earned by the Fund over the 30-day period ending 3/31/2024, expressed as an annual percentage rate based on the Fund's share price at the end of the 30-day period.

**The Russell 3000 Index is composed of 3000 large U.S. companies, as determined by market capitalization. This portfolio of Securities represents approximately 98% of the investable U.S. equity market. The Russell 3000 Index is comprised of stocks within the Russell 1000 and the Russell 2000 Indices. The index was developed with a base value of 140.00 as of December 31, 1986.

***Reflects a contractual fee waiver until at least 5/31/2025.

Style*

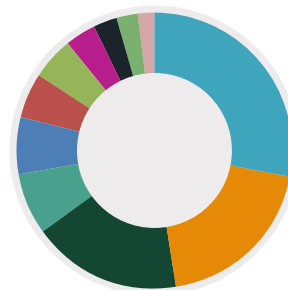


■ Value	32.40%
■ Growth	66.30%

Top 10 Index Holdings*

Company	Ticker	Weight
Apple, Inc.	AAPL	7.13%
Microsoft Corporation	MSFT	6.52%
Alphabet, Inc.	GOOGL	4.86%
UnitedHealth Group, Inc.	UNH	3.12%
Procter & Gamble Company (The)	PG	3.03%
Eli Lilly & Company	LLY	2.87%
Caterpillar, Inc.	CAT	2.85%
Home Depot, Inc. (The)	HD	2.74%
JPMorgan Chase & Company	JPM	2.71%
American Express Company	AXP	2.67%

Sector Breakdown*



■ Computer and Technology	27.72%
■ Finance	19.18%
■ Medical	17.47%
■ Consumer Staples	7.13%
■ Retail -Wholesale	6.44%
■ Utilities	5.27%
■ Industrial Products	4.98%
■ Consumer Discretionary	3.45%
■ Business Services	2.94%
■ Conglomerates	2.23%
■ Aerospace	1.89%
Grand Total	100.00%

*As of 9/30/2024. Subject to change.

FIRM OVERVIEW

Zacks Investment Management is built on a foundation of rigorous research and a desire to outperform benchmarks over time, with a focus on financial intermediaries and institutions. We have been providing wealth management services since 1992, and have been a leading expert on earnings and using earnings estimates as a part of our investment process. We are a wholly owned subsidiary of our parent company, Zacks Investment Research, one of the largest providers of independent research in the U.S.

The Fund's investment objectives, risks, charges, and expenses must be considered carefully before investing. The prospectus contains this and other important information about the investment company and can be found at www.zacksetfs.com. Please read carefully before investing. A hard copy of the prospectuses can also be requested by calling 855-813-3507.

Investing involves risk. Principal loss is possible. As an ETF, the funds may trade at a premium or discount to NAV. Shares of any ETF are bought and sold at market price (not NAV) and are not individually redeemed from the Fund. Transactions in shares of ETFs will result in brokerage commissions, which will reduce returns. The Fund is subject to management risk because it is an actively managed portfolio. The Advisor's judgments about the attractiveness, value, and stability of particular stocks in which the Fund invests may prove to be incorrect, and there is no guarantee that the Advisor's judgment will produce the desired results. Equity securities are subject to changes in value, and their values may be more volatile than those of other asset classes. Stocks of large companies as a group can fall out of favor with the market, causing the Fund to underperform investments that have a greater focus on mid-cap or small-cap stocks. Larger, more established companies may be slow to respond to challenges and may grow more slowly than smaller companies. Investments selected using quantitative methods may perform differently from the market as a whole.

The S&P 500 Index is a well-known, unmanaged index of the prices of 500 large-company common stocks, mainly blue-chip stocks, selected by Standard & Poor's. The S&P 500 Index assumes reinvestment of dividends but does not reflect advisory fees or other expenses. An investor cannot invest directly in this Index. The volatility of the benchmark may be materially different from the individual performance obtained by a specific investor.

The 30-Day Subsidized SEC Yield reflects fee waivers and/or expense reimbursements recorded by the Fund during the period. Without waivers and/or reimbursements, yields would be reduced. This yield does not necessarily reflect income actually earned and distributed by the Fund and, therefore, may not be correlated with the dividends or other distributions paid to shareholders.

The 30-Day Unsubsidized SEC Yield does not adjust for any fee waivers and/or expense reimbursements in effect. If the Fund does not incur any fee waivers and/or expense reimbursements during the period, the 30-Day Subsidized SEC Yield and 30-Day Unsubsidized SEC Yield will be identical. Negative 30-day SEC yield results when accrued expenses of the past 30 days exceed the income collected during the past 30 days.

The fund is new with a limited operating history. EPS is defined as 12 Month actual Earnings per Share. Distributor: Northern Lights Distributors, LLC. Zacks Investment Management is not affiliated with Northern Lights Distributors, LLC. Zacks Investment Management reserves the right to discontinue this offering at any time.



Zacks Investment Management

10 S. Riverside Plaza, Suite 1600, Chicago, IL 60606-3830

Toll free. (888) 775-8351 | wholesalesupport@zacks.com | www.zacksim.com